



Patrick County Virginia

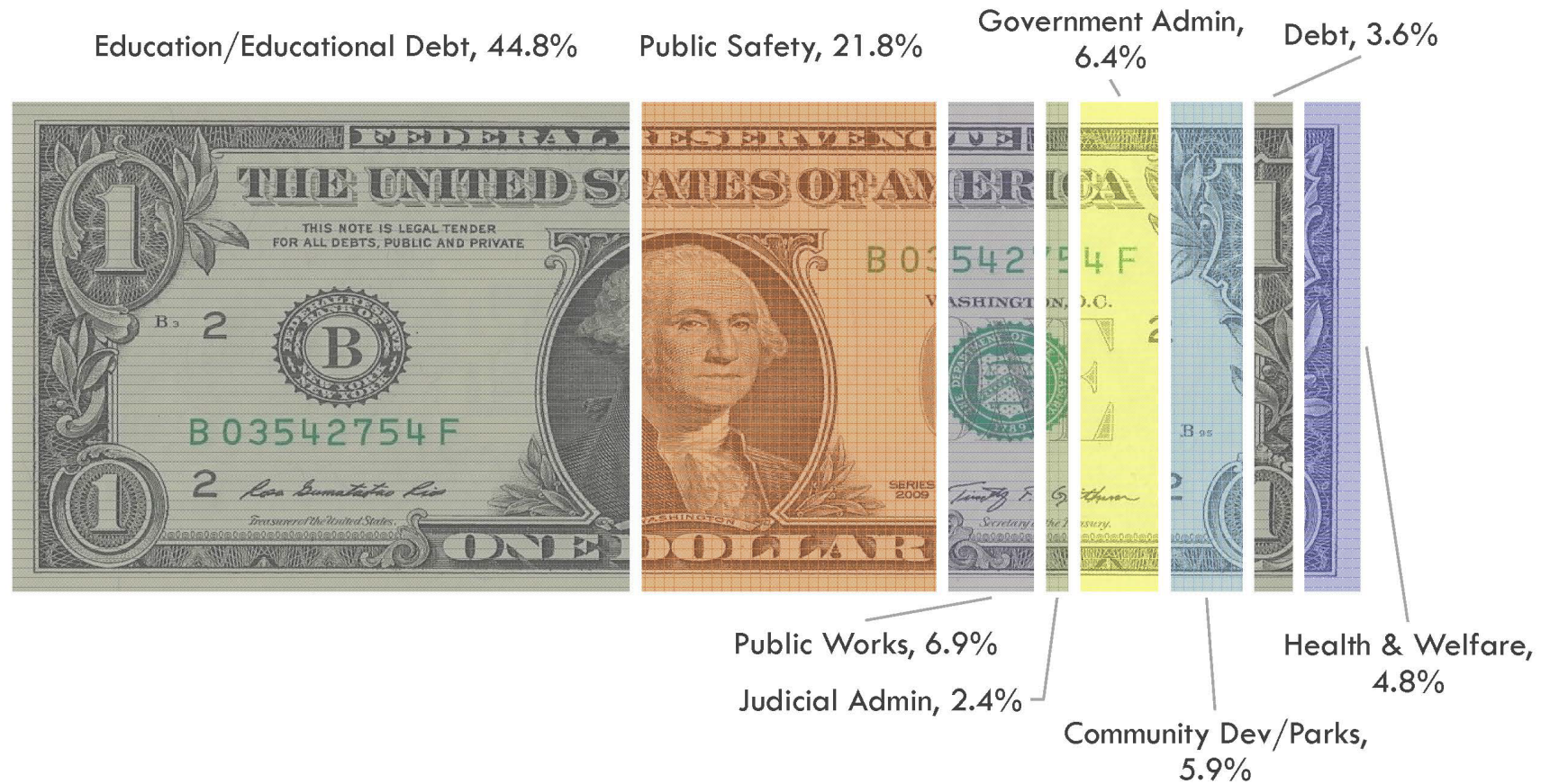
# FY 2022-2023 Proposed Budget

# FY 2022-2023 Calendar

- February 24, 2022 – PCSB and BOS Joint Budget Committee Meeting
- March 21, 2022 – Budget Committee Meeting
- March 28, 2022 – Board of Supervisors Budget Work Session
- March 30, 2022 – RE Tax Rate Public Hearing; Set RE Tax Rate
- Vote to hold FY2023 Proposed Budget Public Hearing on April 25, 2022
- April 25, 2022 – FY2023 Proposed Budget Public Hearing
- May 9, 2022 – Adopt FY2023 Budget



# Where Does Your Tax Dollar Go?



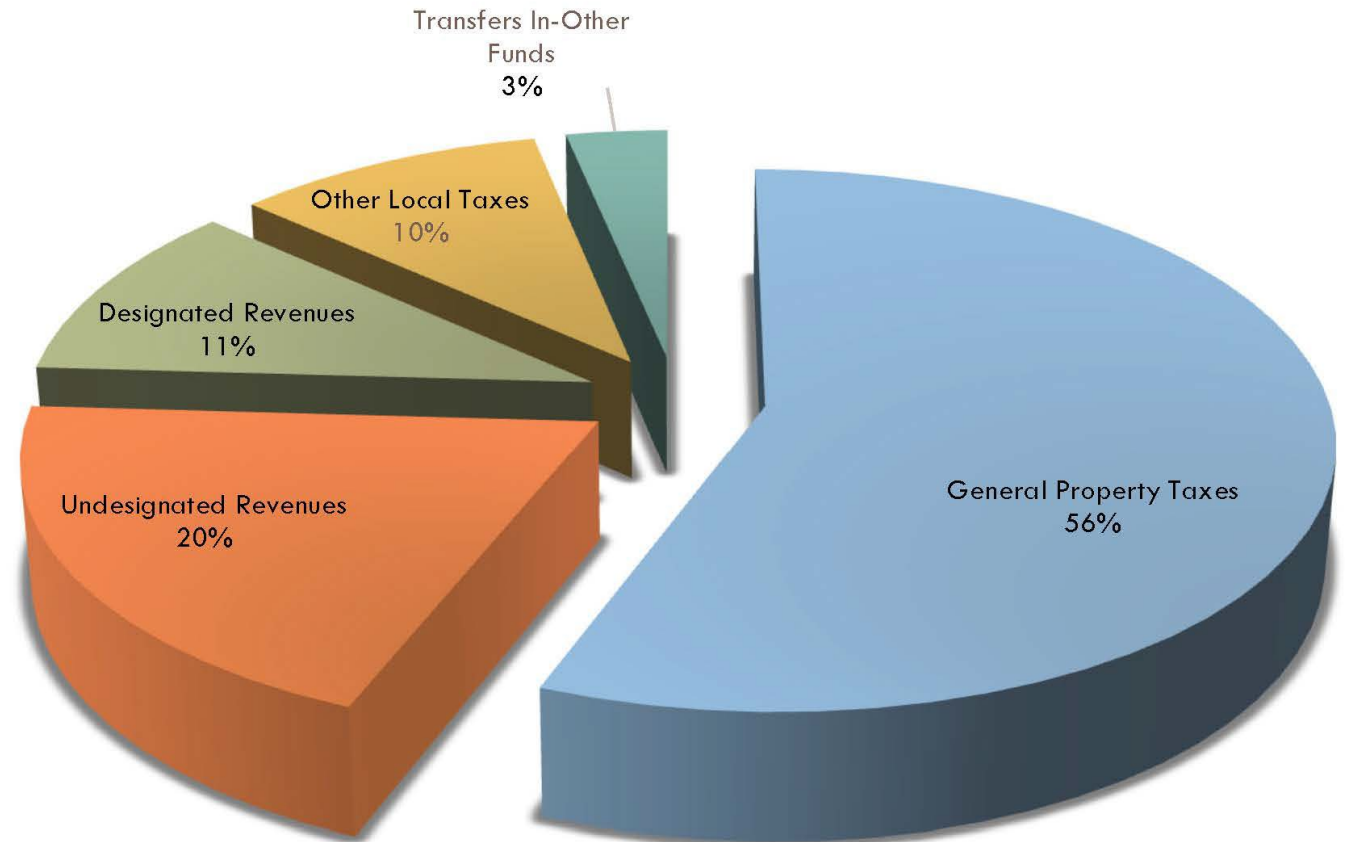
Note: Percentages are based on FY2023 estimated General Fund revenue of \$28,568,905. State and Federal designated and undesignated revenue has been removed for all departments.



Patrick County Virginia

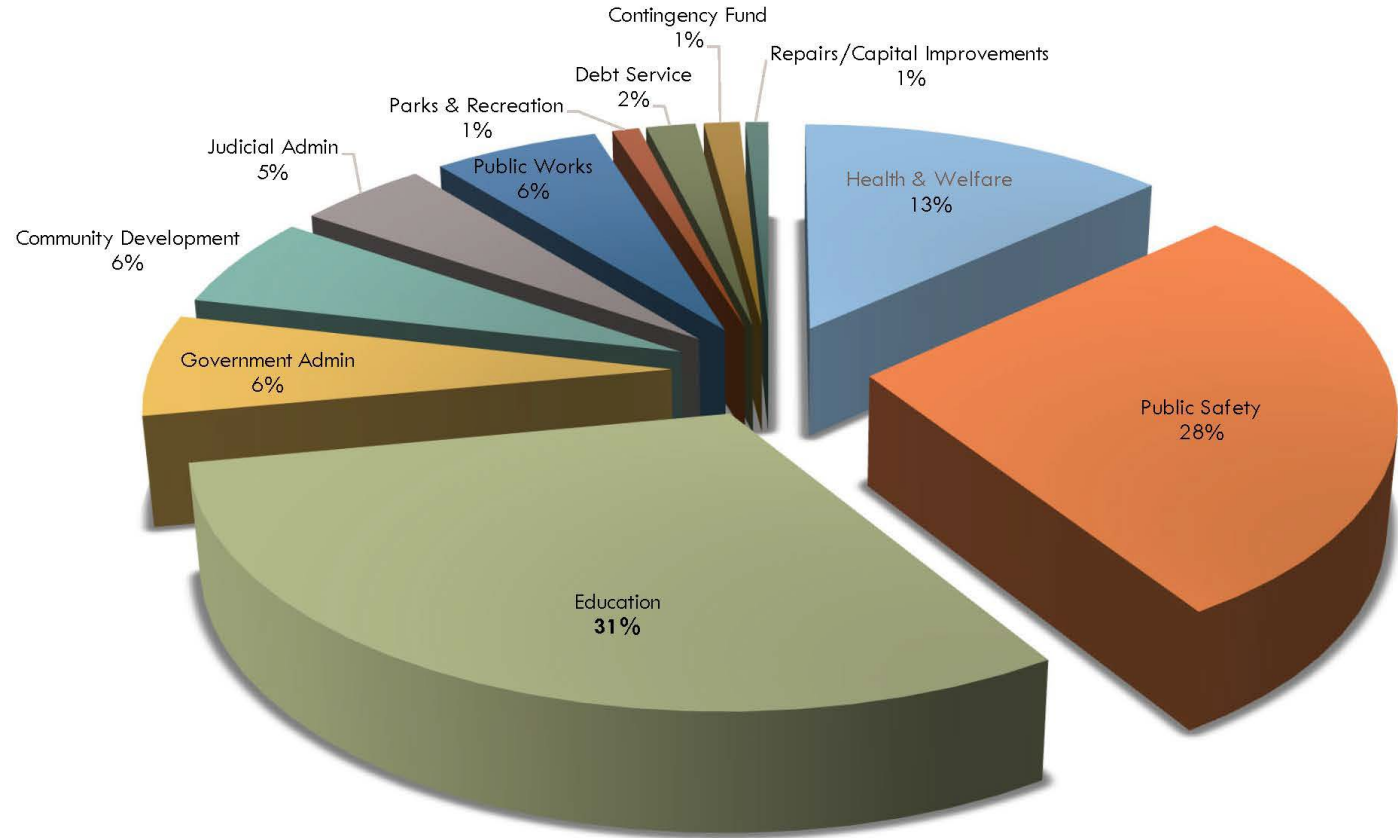
# General Fund Revenues

General Property Taxes	
Real Estate	\$ 12,296,966
Personal Property	3,701,937
General Property Taxes	<u>15,998,903</u>
Undesignated Revenues	
Comp Board Reimbursements	3,669,493
State & Federal Funds	604,668
Fees for Services & Permits	787,200
Other	628,673
Undesignated Revenues	<u>5,690,034</u>
Designated (Grants & Public Assistance)	
	3,055,066
Other Local Taxes	
Utility	468,000
Food & Beverage	35,120
Cigarette	47,000
Local Sales	1,500,000
Other Fees & Taxes	833,580
	<u>2,883,700</u>
Transfers In-Other Funds	
	<u>941,202</u>
Total General Fund Revenue	\$ 28,568,905



# General Fund Expenditures

Department	Total
Health & Welfare	\$ 3,777,557
Public Safety	7,949,281
Education	8,829,739
Government Admin	1,883,885
Community Development	1,710,239
Judicial Admin	1,329,300
Public Works	1,695,593
Parks & Recreation	277,532
Debt Service	508,793
Contingency Fund	369,769
Repairs/Capital Improvements	237,217
<b>Total</b>	<b>\$ 28,568,905</b>





# FY 2023 Proposed Budget Highlights

- Proposed \$0.05 per \$100 of assessed value real estate tax increase, from \$0.68 to \$0.73. Public Hearing to be held Wednesday, March 30, 2022.

TAX RATE HISTORY											
	FY 2022	FY 2021	FY2020	FY 2019	FY 2018	FY 2017	FY 2016	FY 2015	FY 2014	FY 2013	FY 2012
REAL ESTATE & MOBILE HOMES	\$ 0.68	\$ 0.68	\$ 0.68	\$ .57/.69	\$ 0.57	\$ 0.57	\$ .55/.57	\$ .48/.55	\$ 0.48	\$ 0.48	\$ 0.48
PERSONAL PROPERTY & MACHINERY & TOOLS	\$ 1.71	\$ 1.71	\$ 1.71	\$ 1.71	\$ 1.71	\$ 1.71	\$ 1.71	\$ 1.71	\$ 1.71	\$ 1.71	\$ 1.71

- First full fiscal year of the following:
  - Cigarette Tax – estimated revenue of \$47,000
  - Additional 1% sales tax to benefit PCPS – estimated revenue of \$1.4M
  - Transient Occupancy Tax – increase in percentage of funds contributing to the General Fund.
- American Rescue Plan Act (ARPA) Funds – Patrick County received \$1.7M in FY2021 and will receive an additional \$1.7M in FY2022. The majority of the funds are being expended on capital improvements that were previously unattainable under normal budget conditions. Other ARPA funds will be used to allow for a \$0 increase to the employee portion of health insurance, to equal the amount offered to PCPS employees.



# FY 2023 Proposed Budget Highlights (cont.)

- 5% salary increases have been proposed for state funded positions; matching 5% increase for 100% county funded employees. Up to 3% merit increase for 100% county funded employees.
- \$2 per hour increase for part time Sheriff's office employees and for full & part time EMS employees.
- Increase to minimum salary of \$43,050 for full time Sheriff's office employees currently earning below that minimum.
- Budgeted contribution to the contingency fund of \$369,769, only 1.3% of total expenditures.
- Renovations to Commonwealth's Attorney's offices, Improvement to scales at Transfer Station, and adding gutters to the Library (County owned building.)

*NOTE: FY2023 Virginia Budget not yet passed, therefore reimbursements for the following offices is estimated: Sheriff, Treasurer, Commissioner of the Revenue, Registrar, Commonwealth Attorney, and the Clerk of the Circuit Court.*



# FY 2023 Proposed Budget Highlights (cont.)

## Summary of Changes Made to Balance Original Budget Deficit

Original Budget Deficit	\$ (889,603)
Revenue Increases	
Real Estate Tax	800,000
Expenditure Reductions	
Judicial-Salary & Office Supplies	14,560
Public Safety-EMS Salary Change	7,759
Health & Welfare-Reimbursables	214
Contributions to Outside Agencies	418,639
Capital Improvements Decrease	18,200
Total Expenditure Reductions	<u>459,372</u>
Expenditure Increases	
Contingency Fund	<u>(369,769)</u>
New Budget Deficit/Surplus - BALANCED	<u><u>\$ 0</u></u>





# Surrounding County Comparisons

Real Estate & Personal Property  
Tax Comparison - 2022



OTHER TAXES				
County	Transient	Meals	Sales Tax	Cigarette
	Occupancy		Extra 1%	Tax
Carroll	5%	4%	NO	NO
Floyd	4%	4%	NO	NO
Franklin	7%	4%	NO	NO
Henry	2%	4%	YES	NO
Patrick	5%	4%	YES	\$0.10/PK



# Annual Salary Comparison (County Admin Positions)

